DS900

LUXURY ATX PC CASE

PANORAMIC GLASS SIDE PANEL

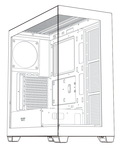

INSTALLATION GUIDE



A - Accessory bag
B - Cable
C - I/O port
D - Six angle picture
E - Panel disassembly
F - Power supply installation
G - Motherboard installation
H - VGA card installation
I - System fan installation
J - Water cooling installation
K - HDD/SSD Split wall installation
L - VGA holder installation

SPECIFICATIONS

Case Type	ATX
Material	0.5mm SPCC
Motherboard	ATX / M-ATX / ITX
Overall size	434mm*218mm*454mm (L*W*H)
Chassis size	430mm*218mm*435mm (L*W*H)
HDD	2 (Max.)
SSD	2 (Max.)
PCI Slots	7 Slots
Max. VGA card	425mm
Max. CPU Cooler	170mm
DS900 I/O Ports	USB3.0*1 / USB2.0*2 / Power / Reset / HD Audio
DS900(TYPE-C) I/O Ports	USB3.0*1 / USB2.0*1 / Type-C*1 LED SWitch / Power / Reset / HD Audio

DS900 LUXURY ATX PC CASE

A



B



B

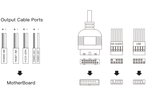

C



C



D



E

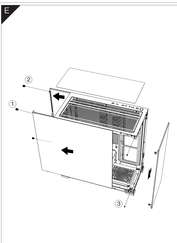

F



G



H



I

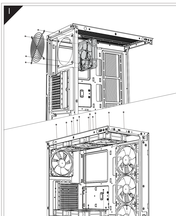

J



K

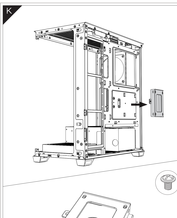

K



K

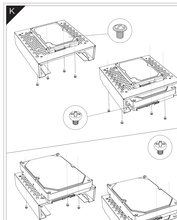

L



DS900(TYPE-C)-B Edition

darkFlash

DARKFLASH INFOTECH CO., LTD

www.darkflash.com

facebook.com/darkflash.global

instagram.com/darkflash_official

darkflash_official